

CONTROL UNIT FOR GENSET TYPE CAM-333



- 13 instruments (simultaneous reading of 6 instruments)
- Remote operation with GSM (mobile) telephone or personal computer
- Error messages
- Programming and useful signals for genset management.

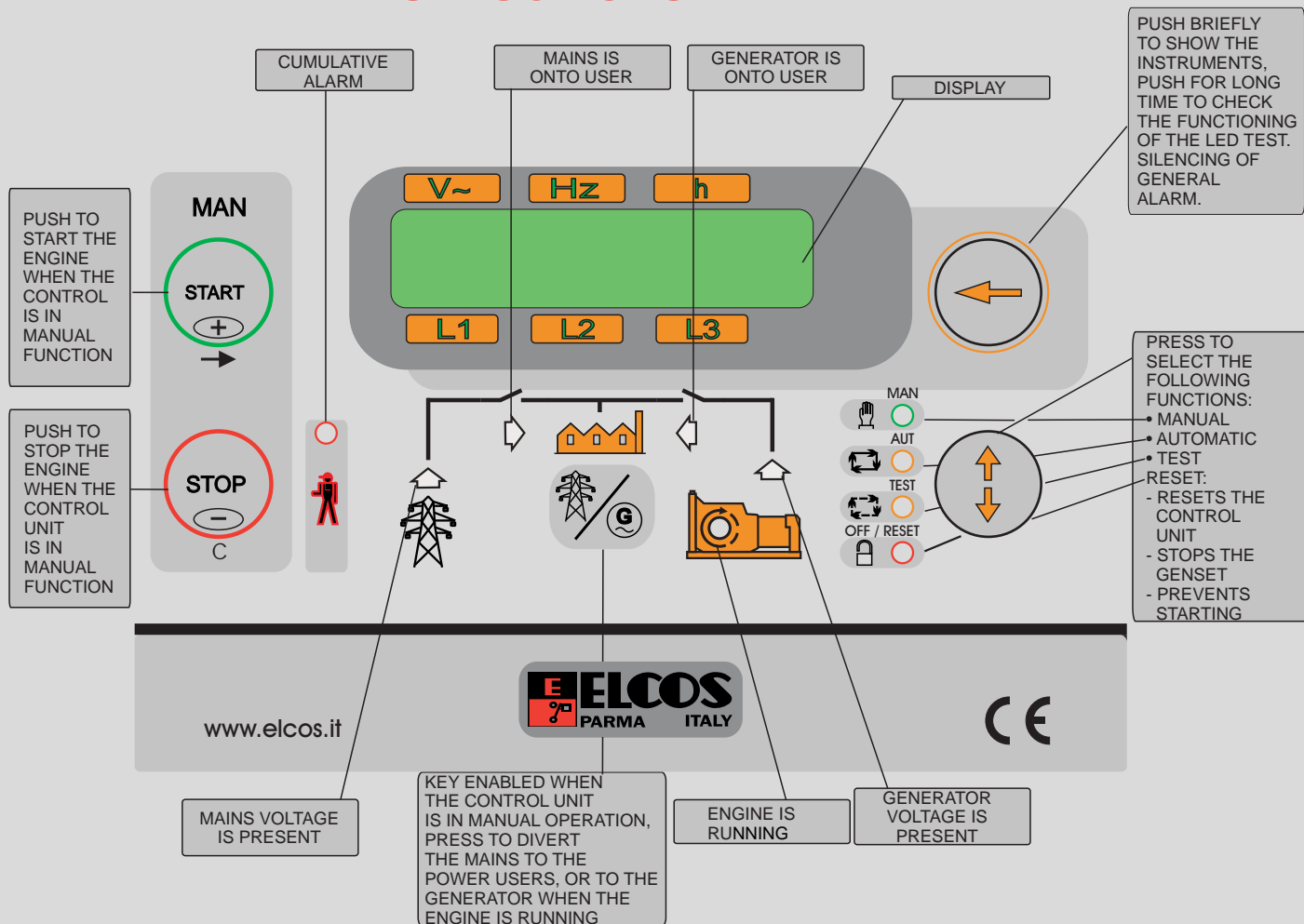
- AUTOMATIC SUPERVISION OF FAULTS WITH MESSAGES ON THE DISPLAY
- INFORMATION ON 4 PREVENTIVE MAINTENANCES
- REMOTE COMMANDS WITH CONTACTS (STARTUP - STOP)
- CLOCK FOR PROGRAMMING THE STARTUP OR STOPPING OF THE GENSET
- PROGRAMMING OF PARAMETERS (THRESHOLD, TIMES, COUNTS ETC.) MADE EASY BY DIPSWITCH
- 2 COMPLETELY PROGRAMMABLE FAULTS AVAILABLE (TIMES, POLARITY, POSSIBILITY OF STOPPING AND MESSAGE ABOUT THE FAULT)
- PROGRAMMABLE WEEKLY AUTOTEST
- THREE-PHASE MAINS RELAY; the relay is divided in two parts: the mains input part is managed by CBV-015-type equipment, the adjustments of the times and thresholds are managed by the control unit

TEXT IN:

- ITALIAN
- ENGLISH
- GERMAN
- FRENCH
- SPANISH



INSTRUCTIONS IN BRIEF




INSTRUMENTS DISPLAYED:

- THREE MAINS VOLTMETERS (with control unit coconnected to the CBV-015-type battery charger / voltmetric relay)
- THREE GENERATOR AMMETERS
- GENERATOR VOLTMETER
- GENERATOR FREQUENCY METER
- VOLTAMMETER
- BATTERY VOLTMETER
- HOUR METER
- STARTUP COUNTER
- TACHOMETER

TECHNICAL DATA

- BATTERY SUPPLY
- VOLTAGE 9 ÷ 32 VDC
- DEGREE OF REAR PROTECTION IP20
- DEGREE OF FRONT PROTECTION IP64
- DIMENSIONS 144 X 96X49mm



REMOTE MANAGEMENT BY PERSONAL COMPUTER


READING:

- of the displayed instruments
- inputs/outputs;
- of the programming dip-switch;
- of the faults historical;

CONTROL:

- start up
 - stop
- fully programmable parameters management, for both reading And writing

GSM MODEM



CAM-333

REMOTE OPERATION WITH (mobile) telephone via GSM modem

REMOTE OPERATION IS ACTIVATED WITH SMS MESSAGES WHEN:



- The generator set is in alarm state.
- Periodic maintenance operations must be carried out

POSSIBILITY OF:

- A start command and a stop command;
- viewing the fundamental instruments
 - indicated by the control unit