



New generation intelligent Genset controller.

When you use it you will *experience* the difference!!!

GU620A Genset Controller

Description:

GU620A is an Automatic Start Control Module designed to automatically start and stop the Generator with the close/open signal for the Generator Circuit Breaker.

The module also monitors and protects the engine, indicating operational status, fault conditions and metering on the front panel LCD and LED's.

- 128 x 64 graphic LCD
- True RMS measuring
- Configuration of parameters by front panel push buttons or communication software
- RS485, RS232, or USB port for remote communication.
- Configurable fuel output energise to stop or energise to run.
- 7 Configurable inputs.
- 5 Configurable outputs, 1 used for GCR.
- 2 Analogue inputs configurable for different senders for Oil pressure and Engine temperature.
- 2 Aux.configurable analogue inputs
- Push Button for manual control of GCR

Technical Parameter:

Engine and Alternator Metering:

- Generator phase voltage **L1-N L2-N L3-N**
- Generator line voltage **L1-L2 L2-L3 L3-L1**
- Generator current **I1 I2 I3**
- Generator frequency **Hz**
- Engine speed **RPM**
- Generator phase apparent power **kvA A1 A2 A3 Σ A**
- Generator phase active power **kw P1 P2 P3 Σ P**
- Generator phase reactive power **kvAr Q1 Q2 Q3 Σ Q**
- Generator phase power factor **PF PF1 PF2 PF3**
- Generator total active power **kwh**
- Generator total reactive power **kvArh**
- Battery voltage **Vdc**
- Engine running hours counter **h**
- Engine temperature **°C (°F)**
- Oil pressure **BAR (PSI)**
- Aux. configurable analogue inputs #1
- Aux. configurable analogue inputs #2

Warning and Shutdown Alarms:

- Low oil pressure
- High engine temperature
- Over/ under speed
- High/ low gen voltage
- Start failure
- Stop failure
- Emergency stop
- Charge failure
- High/low battery voltage
- Aux. shutdown alarm
- Over current
- Aux. Warning

Optional Function (on ordering):

- Speed control for DC actuator motor
- Operating Temperature -40 to 70°C.
- With GPRS-DTU or Ethernet-DTU for remote communication instead of Rs485, RS232, or USB port for remote communication.
- J1939 CAN bus communication port.

Specification:

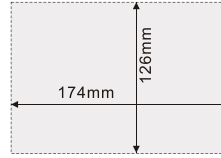
- DC supply: 8.0V to 35V continuous
- Cranking drop outs: 0V for 100mS, assuming DC supply was at least 10V before dropout and recovers to 5V
- AC input voltage: phase voltage 15-300 Vac RMS (AC frequency ≥ 40 Hz)
- AC input frequency: 3-70Hz (voltage ≥ 15 V)
- Max operating current: @12V 0.4A, @24V 0.2A
- Max frequency input of the speed sender: 10000Hz
- Voltage input of the speed sender: 1-70 Vdc
- Accuracy $\pm 0.5\%$
- Start relay output: 16A/30Vdc
- Fuel relay output: 16A/30Vdc
- Aux. control relay output: 3A/30Vdc
- Protection: Controller fascia IP65 when correctly installed
- Operating temperature: -20 to 70°C
- Storage temperature: -30 to 80°C




The control specialist of dynamical power

Outline Dimension Drawing:

Module Dimension	W 192mm x H 144mm
Panel Cutout	W 174mm x H 126mm
Depth	D56mm (without connection)



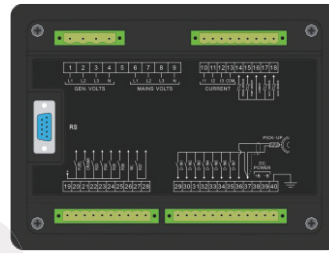
Panel Cutout



Front View

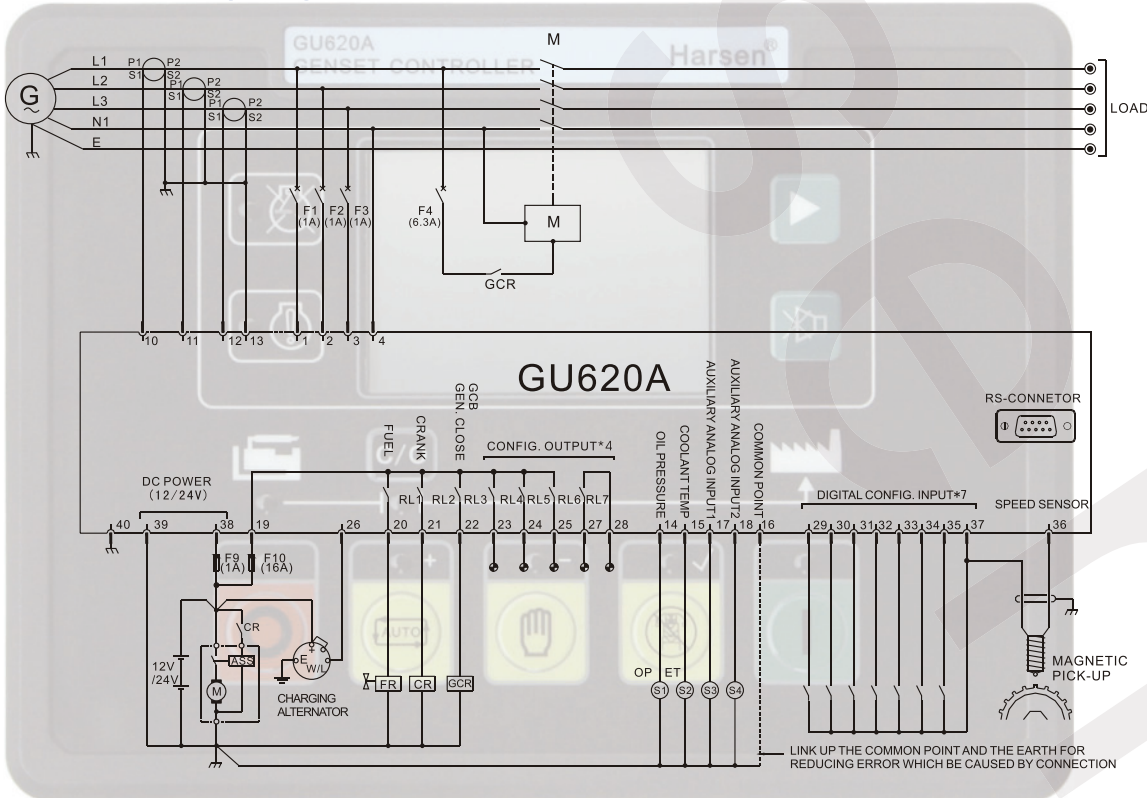


Side View



Back View

Typical Wiring Diagram:



JNH Harsen International



Harsen International Ltd maintains a policy of continuous development and reserves the right to change the details shown on this data sheet without prior notice. The contents are intended for guidance only.
[Http://www.harseninternational.com](http://www.harseninternational.com)

HSJ1009100505GU620A

WWW.HARSENINTERNATIONAL.COM

Harsen
Product

Professional

Innovation

Quality

Service

Harsen®